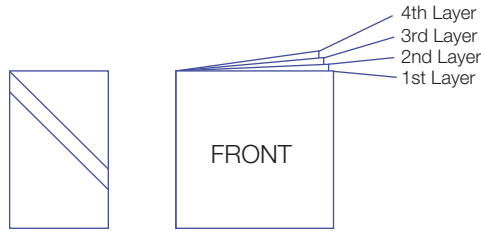


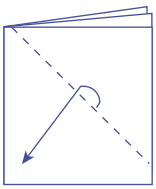
STEP BY STEP ON HOW TO FOLD AIRLAID NAPKINS

Double Pocket Fold (Using a Quarter Fold Napkin)



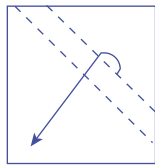
Step 1

Take the 1st layer and fold it into the bottom left corner.



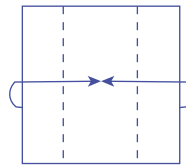
Step 2

Take the 2nd and 3rd layer and fold it behind the 1st layer into the bottom left corner.



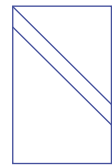
Step 3

Turn the napkin around, and fold the left and right side in.

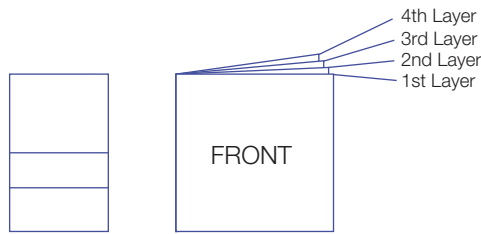


Final

Turn the napkin back around.

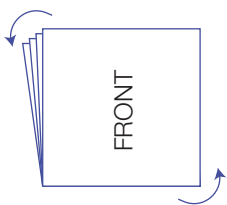


Executive Pocket Fold (Using a Quarter Fold Napkin)



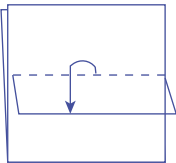
Step 1

Turn the napkin 90°.



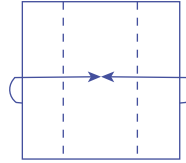
Step 2

Take the 1st and 2nd layer, and fold it halfway down (outside).



Step 3

Turn the napkin around, and fold the left and right side in.

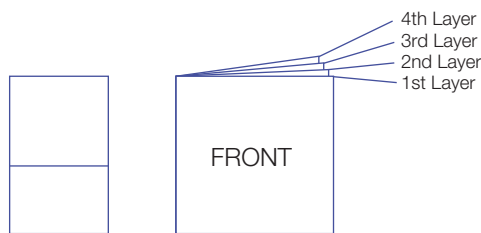


Final

Turn the napkin back around.

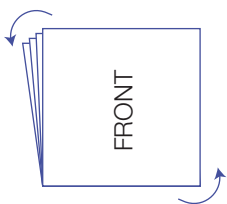


Square Pocket Fold (Using a Quarter Fold Napkin)



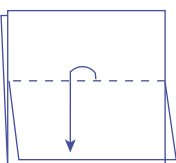
Step 1

Turn the napkin 90°.



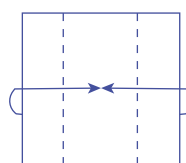
Step 2

Take the 1st and 2nd layer, and fold it down (outside).



Step 3

Turn the napkin around, and fold the left and right side in.



Final

Turn the napkin back around.

